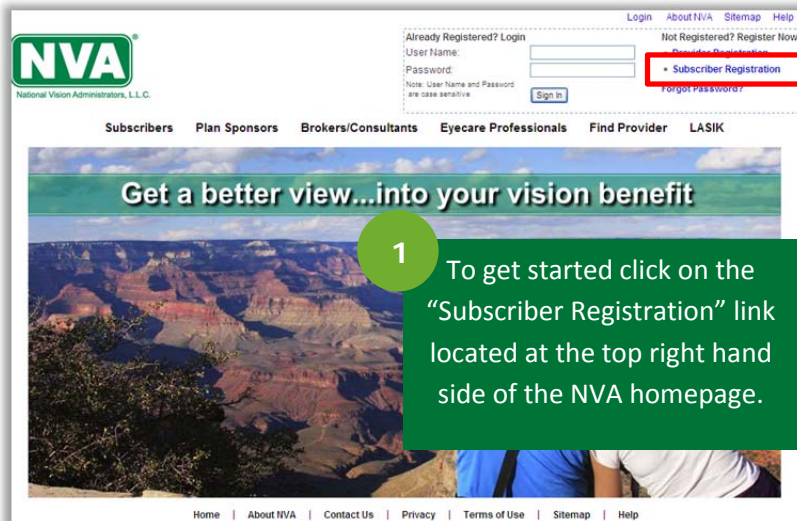


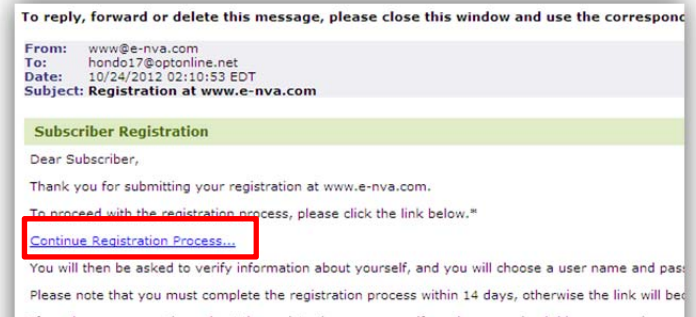
Register at www.e-nva.com in 4 Easy Steps

Registering on the NVA website is fast, easy and secure. As an NVA member you have access to:

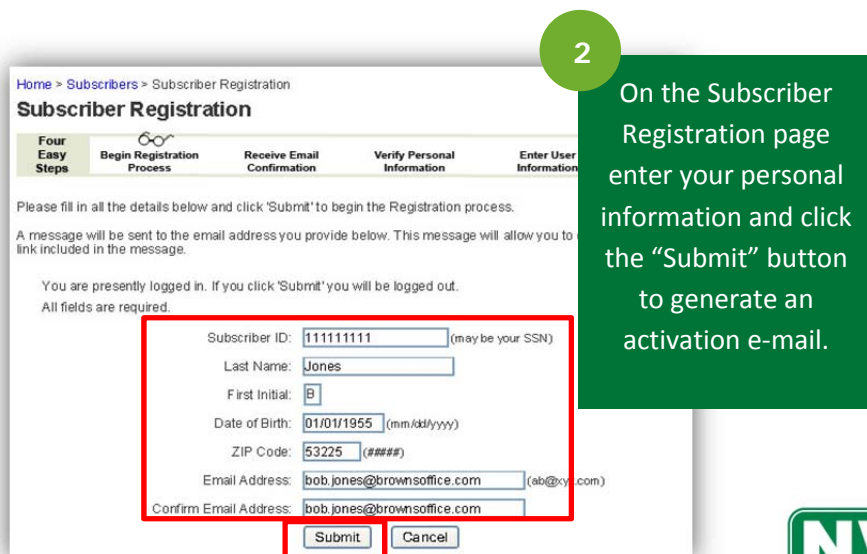
- Find an Eye Care Professional based on:
 - Location
 - Frame inventory at \$0 out of pocket cost to you
- Nominate an Eye Care Professional
- Check your copay and coverages under the view eligibility link
- Print ID Cards
- Review and submit claims
- Find the perfect pair of glasses by:
 - Lens types and coatings based on your lifestyle
 - Frames based on face shape, hair color, skin tone, and more



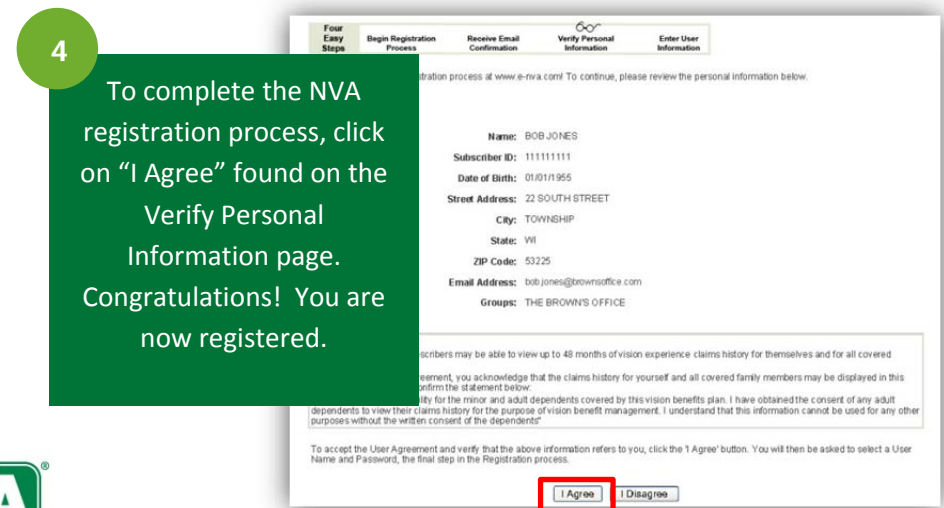
1 To get started click on the "Subscriber Registration" link located at the top right hand side of the NVA homepage.



3 Registration is almost complete. To ensure your privacy, an account activation e-mail will be sent to your e-mail. Open the email and click the "Continue Registration Process" link found within the body of the e-mail to activate your account.



2 On the Subscriber Registration page enter your personal information and click the "Submit" button to generate an activation e-mail.



4 To complete the NVA registration process, click on "I Agree" found on the Verify Personal Information page. Congratulations! You are now registered.

